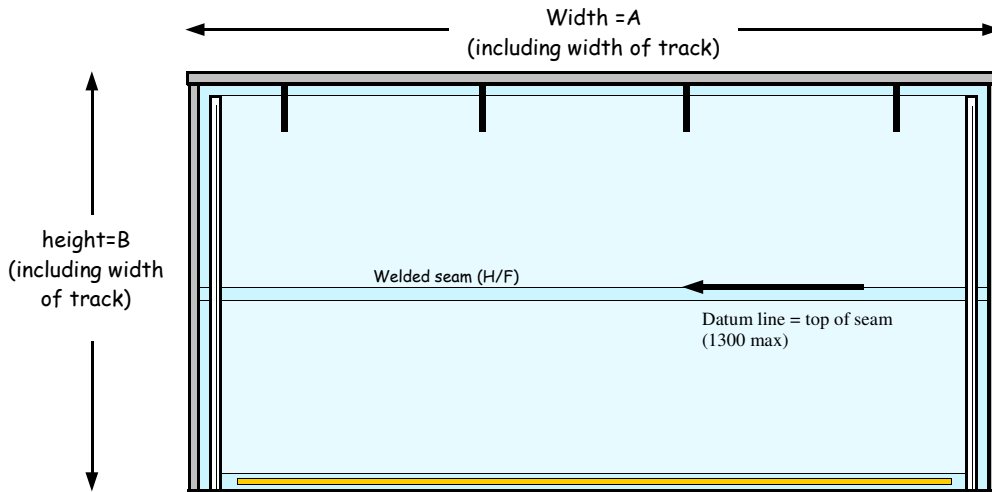


Sar Major's

VIEWBLINDS

Clear PVC Blind System



Blind No:	WIDTH (incl. track)	HEIGHT Left (incl. Track)	HEIGHT Right	PULLEYS Yes/No	FIXING Timber etc.	SPECIAL INSTRUCTIONS (SEE BACK)
1						
2						
3						
4						
5						
6						

NAME _____

ADDRESS _____

PHONE _____

DATE MEASURED ___/___/___

DATE NEEDED ___/___/___

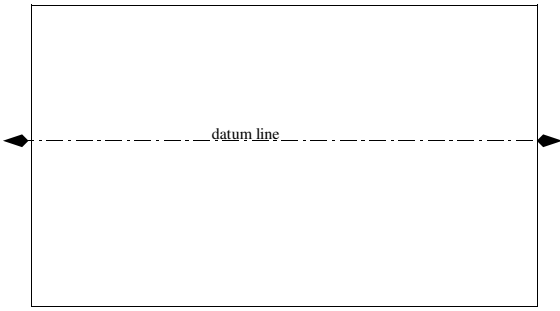
INSTALLATION YES /NO
1 MAN/2 MEN

DIAGRAM (show blind positions and numbers)

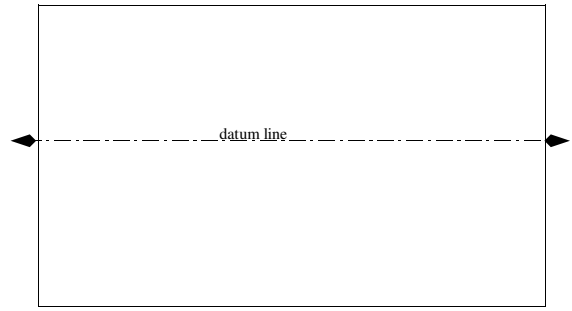
OFFICE USE ONLY

ORDER No: _____ INVOICE/CASH SALE No: _____

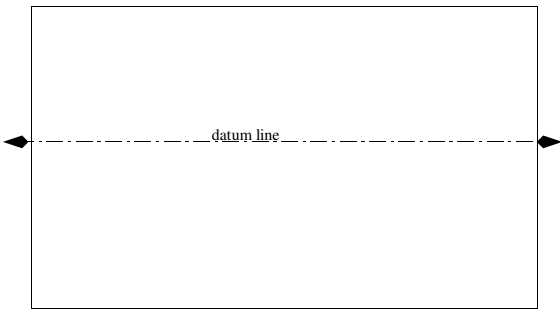
1



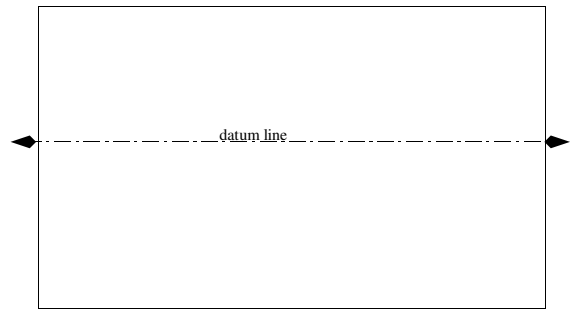
2



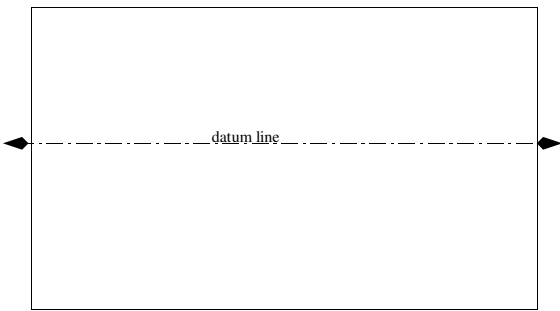
3



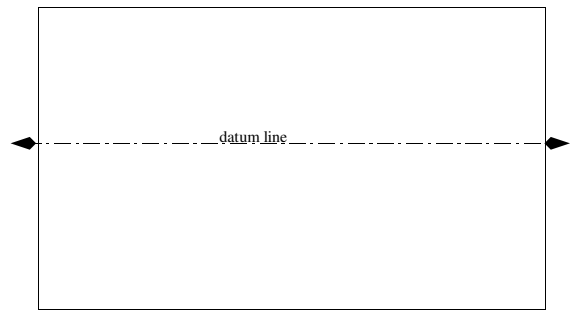
4



5



6



NOTE:-

- ◆ VERY IMPORTANT THAT MEASUREMENTS INCLUDE TRACK
- ◆ ALL MEASUREMENTS ARE INSIDE VIEW LOOKING OUT
- ◆ INDICATE ANY SLOPE ON DIAGRAMS
- ◆ INDICATE SEAMS ON DIAGRAM WHERE NEEDED
- ◆ SHOW HEIGHT AS 2 MEASUREMENTS ONE ABOVE DATUM LINE AND ONE BELOW
- ◆ IF PULLEY SYSTEM INDICATE LEFT OR RIGHT HAND PULL
- ◆ TO PROTECT BLINDS AS MUCH AS POSSIBLE MOUNT ON THE INSIDE OF BEAMS IF ABLE

COMMENTS:-